

# SMALL STEPS TO BIG CHANGES


**LESS STEPS, LESS EFFORT  
MORE TIME FOR CARE!**

Organising Patient's Anteroom Trolley Drawer


Nursing @ Isolation Wards

## CHALLENGES

- It is a must for nurses to remove PPE before retrieving consumable items from the medication/clean utility room even when they are attending to patients.
- It takes approximately 250 steps between the patient's room to the medication room.
- Nurses may press the staff assist button in the patient's room, but this will still require a co-worker to physically retrieve the item on his/her behalf.
- The current set-up of the patient's anteroom trolley drawer lacks proper organisation and stocking, making it difficult for nurses to access the necessary consumable items efficiently.



## IMPLEMENTATIONS



No organisation



### Visual Guides


- Items that fall below red line require top-up
- Using dividers to compartmentalise drawers allows easier access to frequently used consumable items. Unnecessary & overstocked items are removed.
- Pictures of items are pasted at the base of the drawer to guide and standardise the storage of items across all drawers.

### To effect the positive change

- 2 out of 15 drawers were used for pilot
- Shared information about the project during roll calls
- Gathered feedback from staff

## OUTCOMES

- **Reduces reliance** on co-workers via call bells which also **reduces noise within wards.**
- **More time and attention** dedicated to patient care.
- Organised drawers allow **easy access to necessary and frequently used consumable items.**
- **Staff intuitively know when to top up** the frequently used consumables in the drawers.



**KEY**

**Organisation works wonders!**

**THANK YOU FOR SHARING**  
Chen Shee Hui  
Senior Staff Nurse, Isolation Ward

